


ACATIS GANÉ VALUE EVENT FONDS UI

AS OF: AUGUST 31, 2016



Global balanced fund, flexible

MARKET COMMENTARY

The fund price gained 0.2% in August, which is equivalent to a growth of 0.7% since the beginning of the year. Novo Nordisk stood in the way of more positive developments. During the reporting month, the insulin manufacturer slightly reduced its growth expectation for the entire year while reporting excellent quarterly numbers. This surprised the capital market and triggered a price decline, which we used for additional purchases. In the case of Munich RE, on-going insurance damages are accompanied by high investment income and a cautious investment policy with valuation reserves of EUR 35 billion. The quarterly numbers exceeded market expectations. In addition, the re-insurer was already able to buy back 2% of its treasury securities since the beginning of the year. Additions were made in the case of the bonds for Credit Agricole, Dt. Telekom and Volkswagen. The fund allocation: 73% shares, 25% bonds and 2% liquidity.

INVESTMENT OBJECTIVE AND - PHILOSOPHY

In the selection of the fund's positions the philosophy of value investing is combined with an "event-driven value" approach. The aim is to reduce fundamental risks in the selection of the fund's positions by focusing on companies with strong business quality. By business quality the management means business models that stand out for their sustainability, the ability to defend an existing competitive advantage and the capacity to generate high free cash flows. The portfolio is diversified through various types of event and different holding periods. Interest paper and bonds can be added to the portfolio.

PRODUCT FACTS

WKN	A0X754 (Cl.A) A1C5D1 (Cl.B,Inst.) A1T73W (Cl.C)
ISIN	DE000A0X7541 (Cl.A) DE000A1C5D13 (Cl.B) DE000A1T73W9 (Cl.C)
Distribution	Dividends reinvested (Cl.A) Dividends reinvested (Cl.B) Dividends distributed quarterly (Cl.C)
Investment category	Balanced Fund Global Flexible
Benchmark	50% MSCI World Perf. -gdr- EUR 50% EONIA TR
Currency	EUR
Total net assets	1,283.1 Mill. EUR
Net asset value	221.09 EUR (Cl.A) 15,018.53 EUR (Cl.B,Inst.) 1,115.77 EUR (Cl.C)
Manager	UI-Team, Advisor: ACATIS Investment
Investment company	Universal Investment
Domicile	Germany
Custodian	Hauck&Aufhäuser, FFM
Date of inception	Dec. 15, 2008 (Cl.A) Oct. 15, 2010 (Cl.B) Jul. 10, 2013 (Cl.C)
Fiscal year end	Sep. 30
Front end fee	5%
Current Costs (as of Sep. 30, 2015)	1.79% p.a. (Cl.A) 1.41% p.a. (Cl.B) 1.79% p.a. (Cl.C) + Perf. Fee
Permission for public distribution	D, A, CH, E, F, NL (Cl.A) D, A, CH, E, F (Cl.B, C)
Representative in Switzerland	Vescore Fondsleitung AG
Paying agent in Switzerland	Notenstein La Roche Privatbank AG

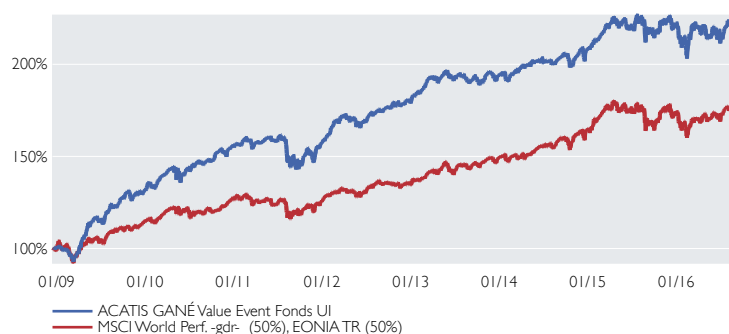
TOP 10 POSITIONS

Berkshire Hathaway A	9.0%
L'Occitane International	8.0%
Novo Nordisk A/S-B	7.7%
Grenke	7.0%
Apple	5.6%
Münchener Rück	4.9%
Nestlé	4.3%
Hermès International	3.8%
IBM	3.4%
LVMH Moët Hennessy Louis Vuitton	3.4%

AWARDS



PERFORMANCE VS. INDEX MSCI WORLD (50%), EONIA TR (50%)



PERFORMANCE AS OF END OF MONTH*

	Jan	Feb	Mar	Apr	May	Jun	Jul	Aug	Sep	Oct	Nov	Dec	Year	Index
2016	-3.0	1.2	0.6	-1.6	1.6	-1.4	3.2	0.2					0.7	1.4
2015	1.9	2.4	2.1	-0.4	0.9	-1.9	2.5	-2.1	-1.3	2.2	2.2	-1.9	6.5	5.7
2014	-0.8	1.6	1.8	0.7	0.5	-0.4	0.1	1.0	1.2	-1.3	2.8	0.0	7.4	9.9
2013	3.1	2.6	1.7	0.0	1.1	-0.9	0.2	-1.4	0.2	1.1	0.9	-0.4	8.4	10.6
2012	3.1	4.2	1.1	-0.4	-1.7	0.8	2.1	0.7	1.4	0.8	0.3	0.2	13.2	7.2
2011	0.6	1.8	-1.1	0.8	1.5	-0.7	-0.8	-5.5	-2.1	5.2	-1.3	3.9	1.9	-0.2
2010	1.2	3.1	2.9	0.9	-1.6	2.0	2.2	-0.2	1.3	3.5	-2.1	3.5	17.8	10.2
2009	-0.6	-3.5	2.3	11.2	5.8	-0.5	4.6	2.2	4.3	-0.9	1.4	2.1	31.5	14.6
2008												-0.1 **	-0.1 **	-0.2 **

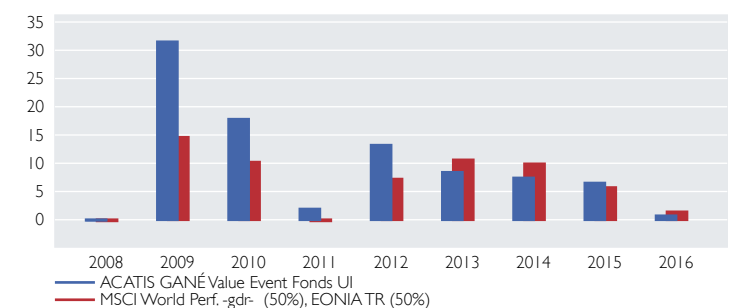
* Information in percent

Performance since inception	ann. Perf since inception	Performance 5-years	Performance 3-years	Performance 1-year	Volatility 5-years	Volatility 3-years	Volatility 1-year
123.1%	11.0%	49.4%	17.2%	1.8%	6.0%	5.4%	6.9%

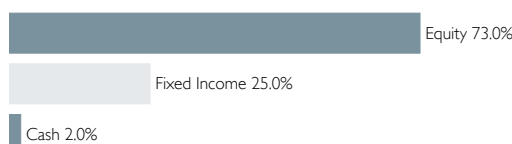
Volatility on monthly basis

Source: Bloomberg, ACATIS Research

PERFORMANCE VS. INDEX MSCI WORLD (50%), EONIA TR (50%)



ASSET ALLOCATION - CLASSES



(All data refer to the charts of share class A)

(A) Feri Fonds Top Rating

★★★★★ Morningstar (5 years)

CUTO Fonds-Note 2

Lipper Leader

SAUREN Sauren Research Gold medals

This document is only intended for information purposes. It is solely directed at professional clients or suitable counterparties in terms of the Securities Trading Act, and is not intended for distribution to retail customers. Past performance does not guarantee future results. ACATIS accepts no liability that the market forecasts will be achieved. The information is based on carefully selected sources which ACATIS deems to be reliable, but ACATIS makes no guarantee as to its correctness, completeness or accuracy. Holdings and allocations may change. The opinions are those of the fund managers at the time of publication and may not agree with an opinion at a later time. The opinions promote understanding of the investment process and are not intended as a recommendation to invest. The investment opportunity discussed in this document may be unsuitable for certain investors depending on their specific investment objectives and depending on their financial situation. Furthermore, this document does not constitute an offer to persons to whom it may not be distributed under the respectively prevailing laws. The information does not represent an offer nor an invitation to subscription for shares and is intended solely for informational purposes. Private individuals and non-institutional investors should not buy the funds directly. Please contact your financial adviser for additional information on ACATIS products. The information may not be reproduced or distributed to other persons. Not all ACATIS funds are authorized in all European jurisdictions. Sales prospectuses, interim reports, annual reports and the "KID" are available free of charge from ACATIS Investment GmbH. ACATIS Investment GmbH is regulated by the German Federal Financial Supervisory Authority, BaFin, Lurgallee 12, 60439 Frankfurt. Deadline for this issue: September 6, 2016, 12:00 CEST

ACATIS Investment GmbH, mainBuilding, Taunusanlage 18, D-60325 Frankfurt am Main, Tel: +49/69/97 58 37-77, Fax: +49/69/97 58 37-99, E-Mail: anfragen@acatis.de, Info: www.acatis.com